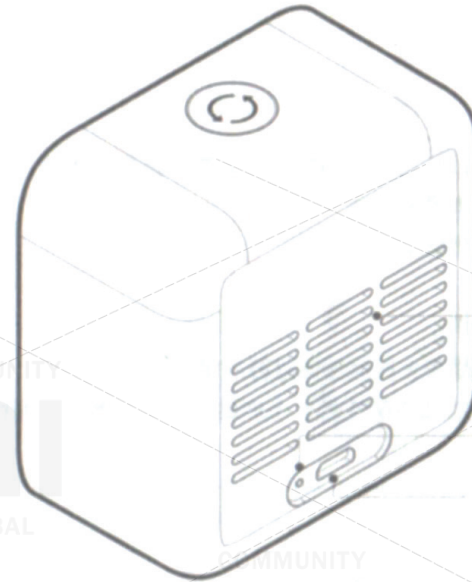


USERS MANUAL OF THE MiJia PM 2.5 SENSOR

Before using this product, please read the instruction manual carefully and save it.



Overview



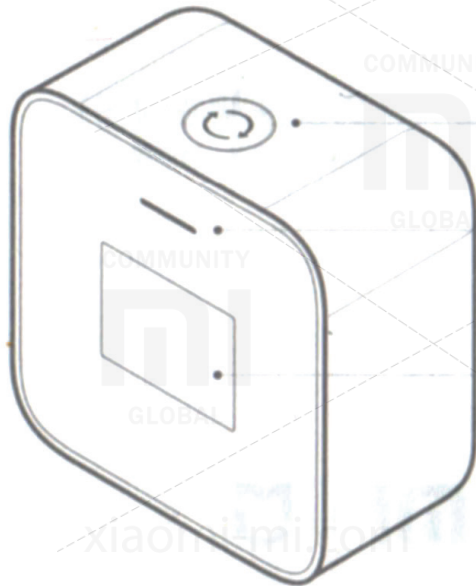
Dust sensor

Reset button

Charging microUSB socket

Note: During operation, ensure, that the rear air vent hole is not blocked and obstructed by foreign objects.

Usage

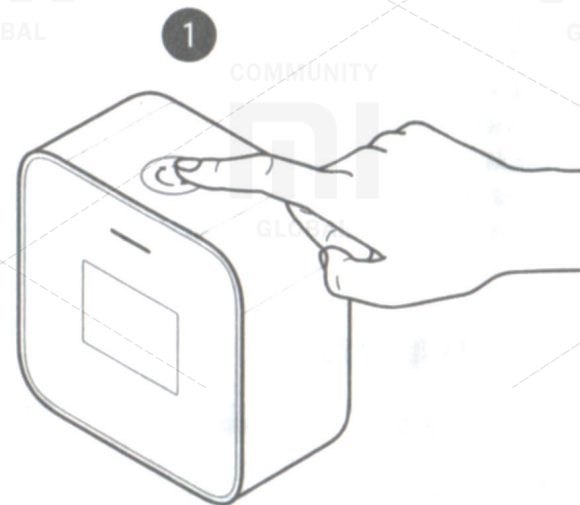


Button switcher

Status indicator

Display

Press the power button, an indicator lights on.



2



- Digital indicator of PM 2.5
- Battery level
- Wi-Fi status

After switching on the device, display shows a digital value of PM 2.5, an air condition value, displayed by the air quality indicator, can be illuminated with 3 colors.

3

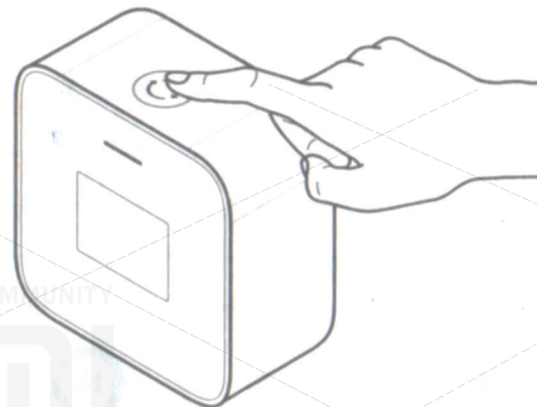


- Time
- Date

Press the button to switch an interface with time display. Press the button again to switch an interface with a digital value of PM 2.5.

Note: This function requires a connection to the network, as well as to mobile device.

4



Long press the button to turn off the device.

Note: If there is no connection to the power source, a sensor will automatically turn off after 30 minutes.

Indicator colors Digital value of PM 2.5

Green	0-75
Orange	76-150
Red	150 and higher

Connecting to smartphone

Go to App Store, enter MiJia in a search, or scan the QR code below to download MiJia APP, open APP home page, in «My Devices» section in the upper right corner, add «MiJia PM-2.5 Sensor». As you successfully added the device, you can find your device in «Smart Device List».



Switching Wi-Fi

After the device is on, Wi-Fi icon flashes. If there is no connection for 1 hour, a wireless access point automatically stops, and Wi-Fi icon disappears, if reset button is briefly pressed, a wireless access point is reactivated.

When a mobile device is not connected to the sensor, a short press of reset button allows you to disconnect Wi-Fi connection.

Pressing reset button for a long time turns off the device.

Charging of the device

You can charge the device via USB cable, that connects to the device's charging connector on the back of the device.

After connecting the sensor to power source, the device can also be put on charge.

Note: The MiJia PM-2.5 is not equipped with a USB charging cable, you can use an existing wire of a similar model, or you can purchase it yourself.



A short press of reset button allows you to turn off Wi-Fi.

Pressing reset button for a long time turns off the device.

The content of harmful substances in the product

Part name	Harmful elements					
	(Pb)	(Hg)	(Cd)	(Cr(vI))	(PBB)	(PBDE)
Housing	○	○	○	○	○	○
Circuit board	X	○	○	○	○	○
Parts	○	○	○	○	○	○

This table has been prepared in accordance with SJ / T 11364 standards.
 Designation ○: indicates a content of harmful substance in relevant, uniform parts of the device, within a permissible value, according to requirements of GB / T 26572 below.
 Designation X: indicates that a harmful substance is contained in at least one of a homogeneous material in a quantity, limited to GB / T 26572.

Parameters

Article number: JCY01ZM;

Dimensions of the device: 63x34x63 mm;

Gross weight: about 0.2 kg;

Net weight: about 0.1 kg;

Rated power input: 5V = 1.0A;

Battery capacity: 750 mAh;

Wireless connection: Wi-Fi IEEE 802.11 b / g / n 2 4Hz.

List of faults

Name	Type of malfunction
Housing	I cannot turn on the device
	I cannot charge the device
	No Wi-Fi connection

Maintenance

After-sales service of MiJia PM-2.5 sensor is strictly regulated in accordance with the «Law on the Protection of Consumer Rights of the People's Republic of China», «The Law of the People's Republic of China on the quality of products», which provides 3 after-sales service guarantees: warranty repair, warranty return, namely:

Warranty Terms

1. If you find a malfunction of this product, within 7 working days from a time you receive the receipt of the product, according to the «List of faults», you can arrive at the MiJia after-sales service center to detect and establish a cause of malfunction, and return or exchange the product;
2. If you find a malfunction of this product, within 8-15 business days from a time you receive the receipt of the product, according to the «List of faults», you can arrive at the MiJia after-sales service center to detect and establish a cause of failure, and exchange the product for free or receive maintenance;
3. If you find a malfunction of this product within 12 months from date of purchase, according to the «List of faults», you can arrive at the MiJia after-sales service center to detect and establish a breakdown pattern and receive free maintenance .

Non-warranty cases

1. Unqualified repair, improper operation, failure due to impact / collision, breakdown due to negligent attitude, abuse, liquid penetration into machinery, failure due to accident, spontaneous modification of the device, improper use of parts of this instrument;
2. In the case of following illegal actions: tearing, falsification of the label of the device, excluding unauthorized access to marking, etc .;
3. If the warranty period has exceeded 3 guarantees (warranty repair, warranty return, guarantee exchange);
4. Damage, caused by force majeure circumstances;
5. Inconsistency of actual malfunction with malfunctions, provided in a «List of faults»;
6. All malfunctions of the device and its parts in accordance with a «List of faults», which were caused due to a human factor.

Manufacturer: Beijing Ji Mi Electronics Technology Co., Ltd
Address: Beijing, Haidian District, Chinhaezhong, 68, Office building of Huazhun Wutsai Cheng, 11, off. 1102.